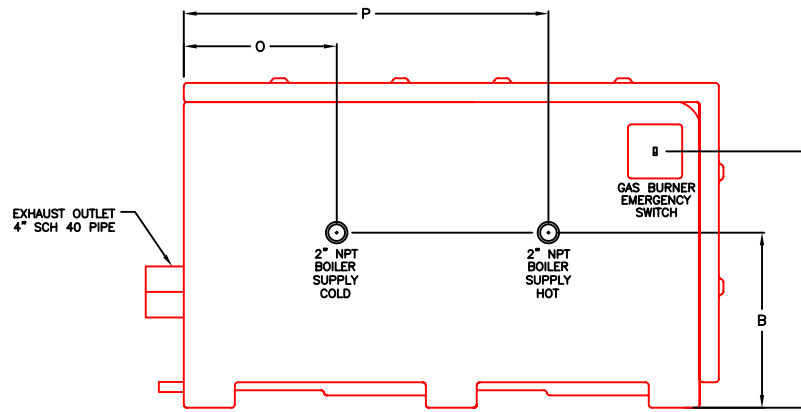
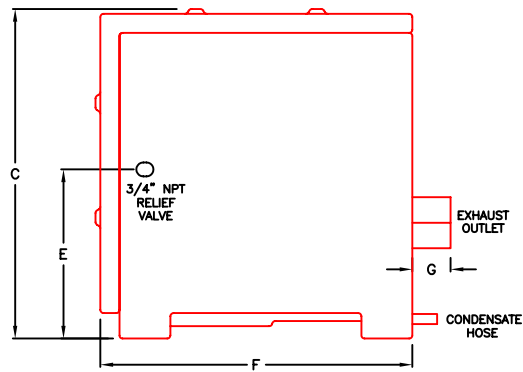


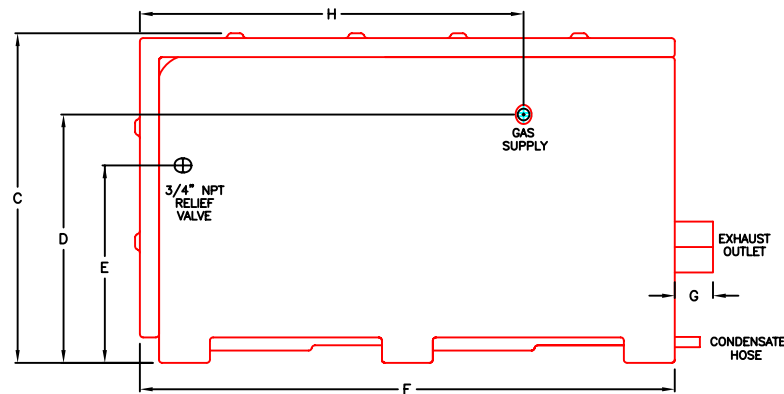
199VWH LEFT SIDE VIEW



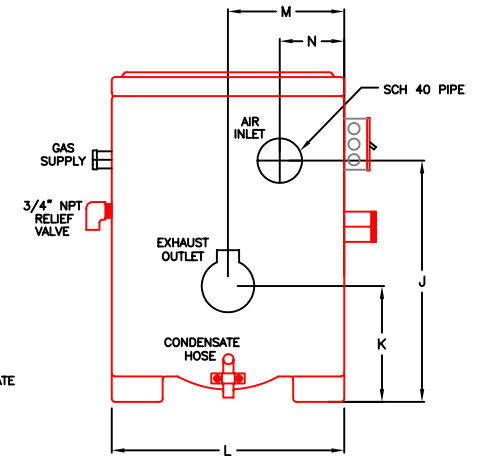
399VWH LEFT SIDE VIEW



199VWH RIGHT SIDE VIEW



399VWH RIGHT SIDE VIEW



BACK VIEW
199VWH/399VWH

MUNCHKIN 199VWH/399VWH BOILER DIMENSIONS AND SPECIFICATIONS

MODEL NUMBER	BTU/HR INPUT LOW FIRE	BTU/HR INPUT HIGH FIRE	A	B	C	D	E	F	G	H	J	K	L	M	N	O	P	VENT SIZE	AIR INLET	GAS CONN.	SUP. RET.	I.B.R.	SHIPPING WEIGHT
199VWH	66,000	199,000	20.12"	13.00"	25.88"	21.81"	14.87"	24.50"	4.00"	14.50"	18.75"	9.00"	18.25"	9.13"	5.00"	6.50"	16.50"	3"	3"	3/4"	1-1/4"	159,000	*126 lbs.
399VWH	100,000	399,000	20.12"	13.50"	25.88"	19.50"	15.50"	44.50"	5.00"	30.38"	18.75"	9.00"	18.25"	9.13"	5.00"	11.63"	30.13"	4"	4"	1-1/4"	2"	240,000	*267 lbs.

* WITH PUMP

MUNCHKIN BOILER AMP DRAW DATA

MODEL NUMBER	CIRCULATOR OUTPUT	CONTROL	APPROX. TOTAL AMPS
199VWH/399VWH	4.0	2.3	6.3
199VWH/399VWH HA	3.0	3.3	6.3